

# Fluid Pendant Lamp

“We wanted to give the lamp a form with a certain softness, towards a more natural language and further removed from pure geometry. Fascinated by the way that surface tension governs the curvature of a resting water droplet, we have tried to capture it’s essence. The subtle irregularity of Fluid means that their silhouette gently changes depending upon the viewing angle. It also brings a greater light intensity to the lamps’ underside - just where you need it.”

— Claesson Koivisto Rune

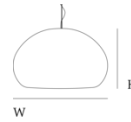


<b>Designed by</b>	Claesson Koivisto Rune
<b>Environment</b>	Indoor
<b>Country of Production</b>	China
<b>Preassembled</b>	Yes.
<b>Description</b>	Inspired by a resting drop of water, the Fluid Pendant Lamp shows how soft light can diffuse across a space for a cosy atmosphere. The frosted matte surface creates a glowing ambience that fits into any home or casual business setting. Present the design individually or in a group for an intimate atmosphere.
<b>Material</b>	The lampshade is made from mouth blown, white silk mat opal glass. The edge on top of the lamp is grinded and polished. The lid is made in Nylon66 with fibre glass.
<b>Cleaning &amp; Care</b>	Clean with soft dry cloth only. Always switch off electricity supply before cleaning.
<b>Cord length</b>	350 cm / 137.8"
<b>Light source included</b>	Small: Yes Large: No
<b>Ceiling Cap included</b>	Large, Small: Yes
<b>Dimmable function</b>	Yes.
<b>Additional information</b>	TRIAC dimmer.

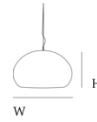
# Fluid Pendant Lamp

## Dimensions

<b>Large</b>	
Length:	42 cm / 16.5"
Height:	27 cm / 10.6"
Width:	42 cm / 16.5"
Diameter:	42 cm / 16.5"
Cord Length:	350 cm / 137.8"



<b>Small</b>	
Length:	23 cm / 9.1"
Height:	14,3 cm / 5.6"
Width:	23 cm / 9.1"
Diameter:	23 cm / 9.1"
Cord Length:	350 cm / 137.8"



## Ready-to-ship

Opal White



## Lamp rating

	<b>Large</b>	<b>Small</b>
Voltage	220-240V	220-240V
Frequency	50/60Hz	50/60Hz
IP Rating	IP20	IP20
Classification	Class II	Class II
Socket	1 x E27. Max. 60W. Max. 13W; CFL. Max. 18W; LED.	1 x G9. Max. 40W; Halogen. Max. 5W; LED.

## Light source recommendation


	<b>Large</b>
Lamp Base	E27
Dimensions	Ø60 x 110 mm
Light Source Shape	A60 Shape
Light Source Type	LED
Max Voltage	Max. 60W. Max. 13W; CFL. Max. 18W; LED.

## Light source specification

	<b>Small</b>
Item	1 x G9 LED bulb
Watt	3W
Lumen	260lm
Lumen Maintenance	20.000h
Kelvin	3.000K
CRI	90
Dimmable	Yes

# Fluid Pendant Lamp

## Energy Label



## Tests, Labels & Certifications

### Electromagnetic Compatibility

Electromagnetic Compatibility (EMC)

### Safety & Regulations

CCC  
ECO Design Directive  
Low Voltage Directive 2014/35 EU (LVD)  
REACH  
Regulatory Compliance Mark (RCM)  
Restriction of Hazardous Substances Directive (RoHS)  
Waste of Electronic and Electrical Equipment (WEEE)



IP20



[Explore Assets](#)

[DOWNLOADSITE](#)